

# Rittal – The System.

Faster – better – everywhere.

## ► Blue e Wall-Mounted Air Conditioner UL Type 3R/4



ENCLOSURES

POWER DISTRIBUTION

CLIMATE CONTROL

IT INFRASTRUCTURE

SOFTWARE & SERVICES



FRIEDHELM LOH GROUP

# Blue e. UL Type 3R/4 listed.

## The climate control solution for enclosures exposed to the great outdoors.

Heat can damage equipment inside an enclosure and lead to system failure. This is why installing a cooling solution from an industry leading supplier is a critical factor in extending a system's life. It's imperative that engineers design the system to take into account temperature build-up and the presence of water.

Rittal's Blue e, Wall-Mounted, UL Listed, Type 3R/4 air conditioning units are an excellent choice for indoor or outdoor enclosures where water is an issue, such as waste water facilities, transportation and toll booths, outdoor kiosks and food and beverage facilities. These air conditioners provide protection from the harmful effects on equipment due to the presence of water and external formation of ice. Our use of nanotechnology helps resist filiform corrosion on condenser coils which offers greater energy efficiency. Rittal's coated condenser coils do not affect the cooling capacity of the unit and in most cases a filter is not required. This also enables longer intervals between service maintenance.

Rittal's closed loop system maintains a Type 3R/4 rating and creates an environment in the enclosure that is cooler inside than the surrounding temperature. With an internal temperature set point of 95 °F, Rittal air conditioners are designed to operate at temperatures up to 122 °F.

Our Blue e Wall-Mounted solutions:

- Type 3R/4 for either indoor or outdoor use and provides protection from water, rain, sleet and snow
- Save up to 45% in energy consumption
- Vandalism resistant controller located inside enclosure
- Rittal's Comfort Controller for superior information display
- Functionality and capacity tested before shipment to ensure trouble free operation
- cUL US Listed

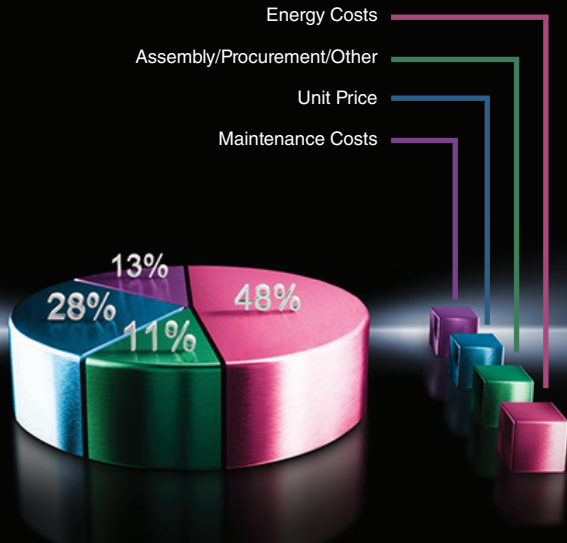


# Cut energy costs with “Blue e”

Energy costs account for almost 50% of the total cost of a cooling unit, making it the area of greatest potential savings. Rittal’s “Blue e” technology can save you up to 45% in energy costs over the life cycle of the cooling unit.

“Blue e” technology can:

- save up to 45% in energy consumption with the same cooling output.
- Eco-mode control: The evaporator coil fan turns off as necessary, depending on the internal temperature of the enclosure.
- with components such as fans and compressors running at their optimum operating point, items in the enclosure and cooling units have a longer service life.



# Blue e Wall-Mounted Air Conditioners UL Type 3R/4



## Temperature control:

- e-Comfort controller
- factory setting 95°F (35°C)

## Protection category UL:

- UL Type 3R/4

## Supply includes:

- Nano-coated condenser
- Integral electric condensate evaporation
- Wired ready for connection (plug-in terminal strip)
- Drilling template
- Assembly components

## Approvals:

- Available on the website

## Performance diagrams:

- Available on the website

## Technical details:

- Available on the website

## Power Category 1500 – 4000 BTU (500 – 1200W)

Model No.		3303.508	3303.518	3304.508	3304.518	3304.548
Material	Sheet Steel	■	■	■	■	■
Color	RAL 7035	■	■	■	■	■
<b>Total cooling output 50 Hz L35 L35 to DIN EN 14511 BTU (kW)</b>		<b>1570 (0.46)</b>	<b>1877 (0.55)</b>	<b>3753 (1.10)</b>	<b>3753 (1.10)</b>	<b>3924 (1.15)</b>
Total cooling output 50/60 Hz L35 L35 BTU (kW)		1570 / 1877 (0.46 / 0.55)	1877 (0.55)	3753 / 4316 (1.10 / 1.27)	3753 / 4316 (1.10 / 1.27)	3924 / 4436 (1.15 / 1.30)
Total cooling output 50/60 Hz L35 L50 BTU (kW)		921 / 1092 (0.27 / 0.32)	1092 (0.32)	3071 / 3668 (0.90 / 1.08)	3071 / 3668 (0.90 / 1.08)	3241 / 3753 (0.95 / 1.11)
Rated operating voltage V, ~, Hz		230, 1~, 50 / 60	115, 1~, 60	230, 1~, 50 / 60	115, 1~, 50 / 60	400, 3~, 50 460, 3~, 60
Width (B) inches (mm)		11 (285)	11 (285)	15.9 (405)	15.9 (405)	15.9 (405)
Height (H) inches (mm)		24.5 (620)	24.5 (620)	40.2 (1020)	40.2 (1020)	40.2 (1020)
Depth* (D1 / D2) inches (mm)		12 / 13.8 (298 / 350)	12 / 13.8 (298 / 350)	14.1 / 16.1 (358 / 410)	14.1 / 16.1 (358 / 410)	14.1 / 16.1 (358 / 410)
Rated current max. A		2.6 / 2.6	5.7	3.9 / 4.3	8.0 / 8.8	2.2 / 2.1
Start-up current A		5.1 / 6.4	11.5	12.0 / 14.0	26.0 / 28.0	11.5 / 12.7
Pre-fuse A		10.0	10.0	10.0	-	-
Transformer circuit-breaker		-	-	-	11.0...16.0	-
Power consumption P <sub>el</sub> 50 / 60 Hz L35 L35 kW		0.35 / 0.42	0.42	0.63 / 0.68	0.65 / 0.75	0.75 / 0.78
Power consumption P <sub>el</sub> 50 / 60 Hz L35 L50 kW		0.40 / 0.48	0.48	0.67 / 0.80	0.74 / 0.89	0.79 / 0.90
Operating temperature range °F (°C)		-4 °F... +122 °F (-20 °C... +50 °C)	-4 °F... +122 °F (-20 °C... +50 °C)	-4 °F... +122 °F (-20 °C... +50 °C)	-4 °F... +122 °F (-20 °C... +50 °C)	-4 °F... +122 °F (-20 °C... +50 °C)
Setting range °F (°C)		+68 °F... +122 °F (+20 °C... +50 °C)	+68 °F... +122 °F (+20 °C... +50 °C)	+68 °F... +122 °F (+20 °C... +50 °C)	+68 °F... +122 °F (+20 °C... +50 °C)	+68 °F... +122 °F (+20 °C... +50 °C)
Energy efficiency ratio (EER) 50 Hz L35 L35 to DIN EN 14511		1.3 / 1.3	1.3	1.8 / 1.9	1.7 / 1.5	1.5 / 1.7
Refrigerant g		R134a 170	R134a 170	R134a 325	R134a 325	R134a 325
Air throughput of fans (unimpeded air flow), internal circuit/external circuit		156 / 185 (263 / 315)	165 / 203 (280 / 345)	353 / 530 (600 / 900)	353 / 530 (600 / 900)	353 / 530 (600 / 900)
Weight lbs (kg)		55 (25)	55 (25)	108 (49)	108 (49)	110 (50)

\*D1 = Dimension of hood  
D2 = Dimension of hood with controller

Metric measurements are exact. Imperial measurements are rounded.

## Accessories

Door-Operated Switch	1 pc(s).	4127.010	4127.010	4127.010	4127.010

# Blue e Wall-Mounted Air Conditioners UL Type 3R/4

## Power Category 5500 – 8500 BTU (1500 – 2500W)

Model No.		3305.508	3305.518	3305.548	3329.508	3329.518	3329.548
Material	Sheet Steel	■	■	■	■	■	■
Color	RAL 7035	■	■	■	■	■	■
<b>Total cooling output 50 Hz L35 L35 to DIN EN 14511 BTU (kW)</b>		<b>5238 (1.54)</b>	<b>5238 (1.54)</b>	<b>5084 (1.49)</b>	<b>8564 (2.51)</b>	<b>8564 (2.51)</b>	<b>8292 (2.43)</b>
Total cooling output 50/60 Hz L35 L35 BTU (kW)		5228 / 6278 (1.54 / 1.84)	5238 / 6278 (1.54 / 1.84)	5084 / 5817 (1.49 / 1.71)	8564 / 9827 (2.51 / 2.88)	8564 / 9827 (2.51 / 2.88)	8292 / 8769 (2.43 / 2.57)
Total cooling output 50/60 Hz L35 L50 BTU (kW)		3702 / 4436 (1.09 / 1.30)	3702 / 4436 (1.09 / 1.30)	3549 / 3992 (1.04 / 1.17)	6005 / 6108 (1.76 / 1.79)	6005 / 6108 (1.76 / 1.79)	5732 / 5835 (1.68 / 1.71)
Rated operating voltage V, ~, Hz		230, 1~, 50 / 60	115, 1~, 60	400, 3~, 50 400, 3~, 60	230, 1~, 50 / 60	115, 1~, 60	400, 3~, 50 400, 3~, 60
Width (B) inches (mm)		15.9 (405)	16 (405)	16 (405)	15.9 (405)	15.9 (405)	15.9 (405)
Height (H) inches (mm)		40.2 (1020)	40 (1020)	40 (1020)	64.9 (1650)	64.9 (1650)	64.9 (1650)
Depth* (D1 / D2) inches (mm)		14.1 / 16.1 (358 / 410)	14.1 / 16.1 (358 / 410)	14.1 / 16.1 (358 / 410)	15.3 / 17.3 (388 / 440)	15.3 / 17.3 (388 / 440)	15.3 / 17.3 (388 / 440)
Rated current max. A		5.8 / 5.8	11.5 / 12.5	12.2 / 11.3	17 / 22	3.2 / 3.8	8.2 / 9.3
Start-up current A		12.0 / 4.0	26.0 / 28.0	12.2 / 11.3	44.0 / 42.0	6.8 / 7.6	20.0 / 24.0
Pre-fuse A		16	–	–	–	–	–
Transformer circuit-breaker		–	14.0... 20.0	–	18.0... 25.0	–	–
Power consumption P <sub>el</sub> 50 / 60 Hz L35 L35 kW		0.63 / 0.76	0.70 / 0.84	0.65 / 0.82	1.21 / 1.41	1.34 / 1.56	1.36 / 1.71
Power consumption P <sub>el</sub> 50 / 60 Hz L35 L50 kW		0.76 / 0.91	0.84 / 1.01	0.78 / 0.96	1.45 / 1.68	1.61 / 1.87	1.60 / 2.03
Operating temperature range °F (°C)		-4 °F... +122 °F (-20 °C... +50 °C)	-4 °F... +122 °F (-20 °C... +50 °C)	-4 °F... +122 °F (-20 °C... +50 °C)	-4 °F... +122 °F (-20 °C... +50 °C)	-4 °F... +122 °F (-20 °C... +50 °C)	-4 °F... +122 °F (-20 °C... +50 °C)
Setting range °F (°C)		+68 °F... +122 °F (+20 °C... +50 °C)	+68 °F... +122 °F (+20 °C... +50 °C)	+68 °F... +122 °F (+20 °C... +50 °C)	+68 °F... +122 °F (+20 °C... +50 °C)	+68 °F... +122 °F (+20 °C... +50 °C)	+68 °F... +122 °F (+20 °C... +50 °C)
Energy efficiency ratio (EER) 50 Hz L35 L35 to DIN EN 14511		2.4 / 2.4	2.2 / 2.2	2.3 / 2.1	2.1 / 2.1	1.9 / 1.9	1.8 / 1.5
Refrigerant g		R134a 500	R134a 500	R134a 500	R134a 950	R134a 950	R134a 950
Air throughput of fans (unimpeded ari flow), internal circuit/external circuit		577 / 577 (980 / 980)	577 / 577 (980 / 980)	530 / 530 (900 / 900)	724 / 724 (1230 / 1230)	724 / 724 (1230 / 1230)	706 / 706 (1200 / 1200)
Weight lbs (kg)		112 (51)	112 (51)	114 (52)	182 (83)	83	84

\*D1 = Dimension of hood  
D2 = Dimension of hood with controller

Metric measurements are exact. Imperial measurements are rounded.

### Accessories

Accessories	3305.508	3305.518	3305.548	3329.508	3329.518	3329.548
Door-Operated Switch	1 pc(s).	4127.010	4127.010	4127.010	4127.010	4127.010

# Rittal Outdoor Rated Enclosures

Rittal outdoor rated enclosures withstand the toughest wind and weather conditions. From industries such as energy and water to telecommunications and telematics, Rittal has the enclosure you need.

SE 8 Enclosures					TS 8 Enclosures				
Part Number	Description	Material	Rating	Doors	Part Number	Description	Material	Rating	Doors
5830500	1800H0600W0400D SE8	Carbon Steel	3R	1	8018964	TSFM634716NCR (1600x1200x400mm)	Carbon Steel	3R	2
5831500	1800H0800W0400D SE8	Carbon Steel	3R	1	8018965	TSFM634720NCR (1600x1200x500mm)	Carbon Steel	3R	2
5832500	2000H0800W0400D SE8	Carbon Steel	3R	1	8018966	TSFM636316NCR (1600x1600x400mm)	Carbon Steel	3R	2
5833500	2000H0800W0500D SE8	Carbon Steel	3R	1	8018967	TSFM636320NCR (1600x1600x500mm)	Carbon Steel	3R	2
5834500	2000H0800W0600D SE8	Carbon Steel	3R	1	8018968	TSFM716316NCR (1800x1600x400mm)	Carbon Steel	3R	2
5840500	1800H1000W0400D SE8	Carbon Steel	3R	2	8018969	TSFM716320NCR (1800x1600x500mm)	Carbon Steel	3R	2
5841500	1800H1200W0400D SE8	Carbon Steel	3R	2	8018970	TSFM717116NCR (1800x1800x400mm)	Carbon Steel	3R	2
5842500	1800H1600W0400D SE8	Carbon Steel	3R	2	8018971	TSFM717120NCR (1800x1800x500mm)	Carbon Steel	3R	2
5843500	2000H1200W0400D SE8	Carbon Steel	3R	2	8018972	TSFM717124NCR (1800x1800x600mm)	Carbon Steel	3R	2
5844500	2000H1200W0500D SE8	Carbon Steel	3R	2					
5845500	2000H1200W0600D SE8	Carbon Steel	3R	2	8606548	2000H600W0600D TS TYPE 3R	Carbon Steel	3R	1
5846500	2000H1800W0500D SE8	Carbon Steel	3R	2	8806548	2000H800W0600D TS TYPE 3R	Carbon Steel	3R	1
5850500	1600H600W400D SE8 S-S	Stainless 304	3R	1	8006548	2000H1000W0600D TS TYPE 3R	Carbon Steel	3R	1
5851500	1800H600W500D SE8 S-S	Stainless 304	3R	1	8026548	2200H1000W0600D TS TYPE 3R	Carbon Steel	3R	1
5852500	1800H800W500D SE8 S-S	Stainless 304	3R	1	8828548	2200H800W0800D TS TYPE 3R	Carbon Steel	3R	1
5853500	2000H800W600D SE8 S-S	Stainless 304	3R	1	8028548	2200H1000W0800D TS TYPE 3R	Carbon Steel	3R	1
5854500	1800H1000W400D SE8 S-S	Stainless 304	3R	1	8008548	2000H1000W0800D TS TYPE 3R	Carbon Steel	3R	1
5855500	2000H1200W500D SE8 S-S	Stainless 304	3R	2	8608548	2000H600W0800D TS TYPE 3R	Carbon Steel	3R	1
5830580	1800H0600W0400D SE8 TXT TYPE4	Carbon Steel	4	1	8626548	2200H600W0600D TS TYPE 3R	Carbon Steel	3R	1
5831580	1800H0800W0400D SE8 TXT TYPE4	Carbon Steel	4	1	8628548	2200H600W0800D TS TYPE 3R	Carbon Steel	3R	1
5834580	2000H0800W0600D SE8 TXT TYPE4	Carbon Steel	4	1	8808548	2000H800W0800D TS TYPE 3R	Carbon Steel	3R	1
5850580	1600H0600W0400D SE8 S-S TYPE4X	Stainless 304	4X	1	8826548	2200H800W0600D TS TYPE 3R	Carbon Steel	3R	1
5852580	1800H0800W0500D SE8 S-S TYPE4X	Stainless 304	4X	1					
5853580	2000H0800W0600D SE8 S-S TYPE4X	Stainless 304	4X	1	8806580	2000H0800W0600D TS NEMA4 TXT	Carbon Steel	4	1
					8450680	2000H0800W0600D TS S-S TYPE 4X	Stainless 304	4X	1
<b>CS Enclosures</b>					9977466	2000H0800W0800D TS S-S 316	Stainless 316	4X	1
Part Number	Description	Material	Rating	Doors	9977467	2000H0800W0600D TS S-S 316	Stainless 316	4X	1
9783530	1200H0600W0500D CS BASIC	Aluminum	3R	1	9977469	2200H0800W0600D TS S-S 316	Stainless 316	4X	1
9783610	1200H0800W0500D CS BASIC	Aluminum	3R	1	9977470	2000H0600W0600D TS S-S 316	Stainless 316	4X	1
9784540	1200H1200W0500D CS BASIC	Aluminum	3R	2	9977471	2200H0600W0600D TS S-S 316	Stainless 316	4X	1
					9977472	1800H0800W0500D TS S-S 316	Stainless 316	4X	1
					9977473	2000H0600W0800D TS S-S 316	Stainless 316	4X	1
					9977474	2200H0800W0800D TS S-S 316	Stainless 316	4X	1
					9977475	1800H0800W0600D TS S-S 316	Stainless 316	4X	1
					9977476	2200H0600W0800D TS S-S 316	Stainless 316	4X	1
					9977477	1800H0600W0600D TS S-S 316	Stainless 316	4X	1

# Air Conditioners UL Type 3R/4



## Temperature range:

- -4° – +122°F
- (-20° – +55°C)



## Protection category:

- UL Type 12
- UL Type 3R
- UL Type 4



## Approvals:

- cULus Listed
- cULus FTTA
- CE
- EAC


## Communication:

- Compatible with the IoT Interface (2019)



## Eye bolt (>1.000 W):

- For easy installation to the enclosure



## Nano coated condenser




## Comfort controller

- Vandal resistant - located inside enclosure



## Integrated condensate evaporator

- (>1.000 W)



# Rittal – The System.

**Faster – better – everywhere.**

- Enclosures
- Power Distribution
- Climate Control
- IT Infrastructure
- Software & Services

## **Rittal North America LLC**

Woodfield Corporate Center  
425 North Martingale Road, Suite 400 • Schaumburg, Illinois 60173 • USA  
Phone: 937-399-0500 • Toll-free: 800-477-4000  
Email: [rittal@rittal.us](mailto:rittal@rittal.us) • Website: [www.rittal.us](http://www.rittal.us)

## **Rittal Systems Ltd.**

6485 Ordan Drive • Mississauga, Ontario L5T 1X2 • Canada  
Phone: 905-795-0777 • Toll-free: 800-399-0748  
Email: [marketing@rittal.ca](mailto:marketing@rittal.ca) • Website: [www.rittal.ca](http://www.rittal.ca)

## **Rittal Mexico**

Dr. Roberto Gayol 1219-1B • Col. Del Valle Sur, 03100 • Mexico, D.F.  
Phone: (+52) (55) 5559-5369 • Toll-free: 01 800 8 Rittal (748.825)  
Email: [info@rittal.com.mx](mailto:info@rittal.com.mx) • Website: [www.rittal.com.mx](http://www.rittal.com.mx)

ENCLOSURES

POWER DISTRIBUTION

CLIMATE CONTROL

IT INFRASTRUCTURE

SOFTWARE & SERVICES

FRIEDHELM LOH GROUP

